



## Greenly Truemist

**TrueMist (TM Series)** - Greenly TrueMist uses our unique technique of converting the water stream into mist by swirling the water inside a chamber and creates minute particles of water (Atomizing technique) and exits the orifice in form of mist there by saving huge amount of water.

Greenly Truemist 300 uses 97% less water.

Greenly Truemist 500 uses 93% less water.

### Features:

- Can be retrofitted in any standard 22 mm Diameter Tap(M24/F24 threaded taps).
- Adapters are available for various tap thread size
- No Tap replacement needed.
- Our Standard model Greenly TrueMist 300 dispense 300 ml Per Minute (Saves 97% of the water) at 1.5 bar water pressure.
- Our Standard model Greenly TrueMist 500 dispense 500 ml Per Minute (Saves 93% of the water) at 1.5 bar water pressure.
- Customization (We can provide water flow rates as per your requirement from 300 ml per minute to 1 liters per minute)
- Solid construction using Stainless steel / Brass material.
- Ergonomic Design- Anti rust proof
- Easy installation and maintenance - DIY
- Operating Working pressure (1 bar to 6 bar)
- Reduce Energy bills- Extreme water saving without compromising the water usage.
- Best Return on Investment
- Simply unscrew existing aerator and replace with Greenly Truemist (Refer Instruction manual).

**Mist Mode is best for vegetable wash, Handwash, mild soiled plates wash.**

**Optimized for Commercial establishment, Educational Institution and Shopping malls.**

**Warranty:** If you are not satisfied with this product or if the product is found defective upon first use, please have it shipped to the returns address listed on the product website [www.greenly.co.in](http://www.greenly.co.in) for a full refund or replacement. Greenly will not compensate for return shipping, but will ship a replacement for free, if the complaint complies with warranty claims. Please include order and purchase details like date of purchase, order number, and shipping details. Greenly brass water saving nozzles are under manufacturing defects warranty for a period of two year from the date of purchase. The warranty is void if the product has not been correctly installed or used for purposes other than what it is designed and intended for. The Product may require periodic cleaning to remove any general water impurities, or calcium deposits (depending on water source) that might require soaking the product in vinegar overnight followed by a rinse to gently remove any such deposits. The warranty does not apply if the product is improperly cleaned using abrasive or corrosive cleaners. Moreover, the warranty does not cover costs for third parties or damages or for any other costs over and above the cost of the product itself.

**Maintenance:** Use non-abrasive non-toxic cleaners to gently wash the product. Do not use lime removal products, alkaline products, acidic products, or cleaners containing alcohol. It is recommended to uninstall the product periodically and wash away any water borne deposits that might have accumulated over use. General periodic cleaning should in most cases be sufficient to keep the nozzle from functioning at best capacity. However, depending on the source water used, such deposits might need soaking in vinegar overnight and a more aggressive wash and clean to dislodge and restore functionality.

**\*\*Due to continuous improvement in product, Pictures available in this manual may be different from the product appearance or visuals.**

### Greenly Sustainable Solutions (Synergy Automatics)

Plot 101, 102, 103, TASS Industrial Estate

Ambattur | Chennai - 600 098

Tamil Nadu | India.

+91-86100-00128 | +91-94442-75778 | +91 94999 72778

[www.greenlyindia.com](http://www.greenlyindia.com)

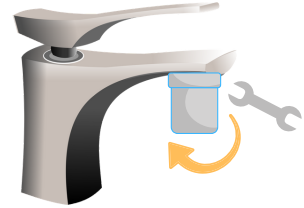
# Greenly Truemist Installation Guide

## Applicable for TM\* series products



### Tools Required

1. 22mm Spanner or Compatible Wrench

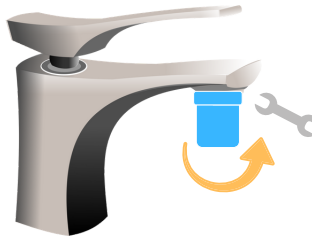
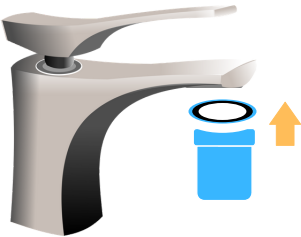


Use the Spanner or Wrench, Remove existing nozzle or aerator by turning Anti-clockwise direction. Remove the Aerators along with Washers.

### Pre-requisite

1. Check the size of the Threads.
2. Nozzle comes with M24 Thread(Outer Thread).
3. Nozzle fits directly into taps with F24 Threads (Inner).
4. \*\*For taps with **M22, F20 & F18 Size**, Adapters are available only on retail Pack. Available for Purchase separately.

For other tap size, Contact our nearest outlet or Customer Contact Center.

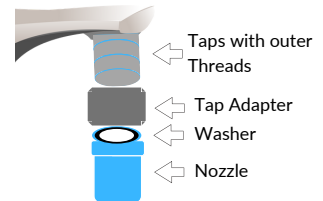


For Taps with F24(Inner) Threads, Place the Washer above the Nozzle and insert into the Tap.


\* Due to various manufacturers standards, New washers in this pack may not suit. Existing washer should be used.

Fix the Spanner and Rotate Clockwise.  
Tight enough to fix it firmly.

### Taps with outer Threads



For Taps with M22(Outer) Threads, Place the adapter & Washer above the Nozzle and insert into the Tap and Fix it well.



Open the Tap for Mist Experience

- Works in pressure-less water systems without flow restrictor.
- Flow restrictor may be required when the water pressure is above 2.5 bars or when the nozzle sprays water out of the faucets.

\*\* Pressure regulator and additional adapters are available only on retail pack. Available for Purchase separately